



Yield and nutrition of greenhouse-grown strawberries (*Fragaria × ananassa* (Duchesne ex Weston) Duchesne ex Rozier. cv. Camarosa) as affected by potassium fertilization

Producción y nutrición de fresas (*Fragaria × ananassa* (Duchesne ex Weston) Duchesne ex Rozier. cv. Camarosa) cultivadas en invernadero afectadas por Fertilización potásica

Kélin Schwarz¹, Juliano Tadeu Vilela-Resende², Clovis Pierozan-Junior³, Juliana Tauffer-de Paula⁴, João Eduardo Baier (in memoriam)², Maria Ligia de Souza-Silva⁵ Felipe Brendler-Oliveira⁴

¹Universidade Federal do Triângulo Mineiro-UFTM, Brasil. ²Universidade Estadual do Centro-Oeste-UNICENTRO, Brasil. ³Instituto Federal de Educação, Ciência e Tecnologia do Paraná-IFPR, Brasil. ⁴Escola Superior de Agricultura "Luiz de Queiroz"-ESALQ, Brasil. ⁵Universidade Federal de Lavras-UFLA, Brasil. Author for correspondence: clovis.junior@ifpr.edu.br

Rec.:11.08.2016 Accep.: 30.06.2017

Abstract

In strawberry, potassium fertilization has been little studied, which difficult management strategies for an increasing yield and understanding the use of this nutrient in strawberry crop. The aim of this study was to evaluate the influence of sources and rates of potassium (K) fertilizers on yield, K level and agronomic traits of strawberry cv. Camarosa fruit, carried out under greenhouse conditions. A randomized in a completely block design with four replicates in a factorial arranged 6x3 (six rates of potassium x three sources of potassium fertilizers), was performed. Fertilizers sources used were as follows: potassium sulphate, potassium nitrate and potassium chloride in 0, 60, 120, 180, 240 and 300 kg ha⁻¹ K₂O doses. An increasing potassium rates have allowed a higher potassium content in leaves and fruits. A higher potassium content in leaves was obtained by KNO₃ (11.70 g kg⁻¹). Yield, fruit number per plant and potassium extraction per plant, increased linearly with the evaluated doses and fruit average weight at a dose of 183 kg ha⁻¹. There was no significant difference among potassium content in leaves. Strawberry production is maximized through potassium fertilization, independent of the source origin.

Keywords: Fertilizer application, nutrient balance (plants), nutritional status, plant nutrition, potassium content in leaves, potassium extraction.

Resumen

En fresa, se ha estudiado poco la fertilización potásica, lo que complica las estrategias de manejo para aumentar la productividad, y para la comprensión de la utilización de este nutriente en el cultivo de la fresa. El objetivo de este estudio fue evaluar la influencia de las fuentes y dosis de fertilizantes de potasio (K) en el rendimiento, la concentración de K, y las características agronómicas de la fruta de fresa cv. Camarosa, cultivada en condiciones de invernadero. El diseño experimental fue completamente al azar, con cuatro repeticiones, en un 6x3 factorial (seis tasas de K x tres fuentes de fertilizantes potásicos). Las fuentes utilizadas fueron sulfato de potasio, nitrato de potasio y cloruro de potasio aplicado en las siguientes tasas: 0, 60, 120, 180, 240 y 300 kg ha⁻¹ de K₂O. Las tasas crecientes de potasio permitieron un mayor contenido de potasio en hojas y frutos. El contenido de potasio más alto a nivel foliar más alto fue obtenido a través de KNO₃ (11,70 g kg⁻¹). El rendimiento, número de frutos por planta y la extracción de potasio por planta, aumentó linealmente con las dosis evaluadas y el peso medio del fruto a una dosis de 183 kg. ha⁻¹. No hubo diferencia significativa entre las fuentes de potasio para el contenido foliar de potasio. La producción de fresa se maximiza mediante la fertilización potásica, independientemente del origen de la fuente.

Palabras clave: Aplicación de fertilizantes, balance de nutrientes (plantas), contenido de potasio en las hojas, estatus nutricional, extracción de potasio, nutrición de las plantas.

Introduction

Strawberry (*Fragaria × ananassa* (Duchesne ex Weston) Duchesne ex Rozier.) is an important crop of economic relevance in Brazil. Among the small fruit is one of the most important, due to its use versatility use and marketing (fresh and processing), high profits to growers and is widely known and accepted by consumers (Santos, Fernandes, Melo, Sobral, Brito, Dantas & Bonfim, 2009).

In the last years, Brazilian strawberry production had achieved an increasing. In 2013, estimate strawberry production was 110 thousand tons, in a cultivated area of 4200 hectares, emphasizing the states of Minas Gerais, Paraná, São Paulo and Rio Grande do Sul (Passos, Trani, & Carvalho, 2015). The expansion of cultivated area is associated mainly to advances in research and technology related to strawberry crop likewise an increasing in fruit consumption.

Strawberry physiology is influenced by abiotic factors as follows: mineral nutrients, water, electricity, CO₂, temperature and photoperiod. Mineral nutrients are noted for acting directly on plant metabolism as ions, molecules or incorporated into cellular structures, which is essential to life cycle (Marschner, 2012). In this sense, knowledge about nutrients requirement to strawberry crop enables the maintenance of a satisfactory yield and fruit quality (Tagliavini, Baldi, Lucchi, Antonelli, Sorrenti, Baruzzi & Faedi, 2005).

It is known that potassium (K) is one of the most exported nutrients by strawberry and also exerts great influence on yield and fruit quality (Kaya, Kirnak, Higgs & Saltali, 2002). In fact, K deficiency decreases fruit yield and quality, due to a decreasing in internodes size, in apical dominance and in plant growth, delaying filling fruit and producing smaller fruits and lower color intensity (Passos, Trani & Carvalho, 2015). Therefore, nutrient excess can cause unbalance in calcium (Ca) and magnesium (Mg) levels, or even, burning the old leaves edges and the apex (Marschner, 2012).

Some studies with different fruits and vegetables have shown that the use of high doses of K fertilizers results in higher yield and average fruit mass, besides improving the physical and chemical characteristics as soluble solids, ascorbic acid, color and firmness (Costa, Cecilio, Cavarianni & Barbosa, 2004; Trevisan, Herter, Coutinho, Gonçalves, Silveira & Freire, 2006; Marodin, Resende, Morales, Camargo, Camargo & Pavinato, 2010). However, in strawberry, the influence of K fertilization on fruit quality and yield has been little studied, as well as the comparison among sources of this nutrient and exportation through

fruits in order to develop management strategies that optimize fertilizer use efficiency and avoid the application of doses above required.

Given these concerns, the aim of this study was to evaluate the plant development in terms of yield and nutrition of greenhouse-grown strawberries (*Fragaria × ananassa* (Duchesne ex Weston) Duchesne ex Rozier. cv. Camarosa) as affected by different sources and doses of potassium fertilization.

Material and methods

An experiment was carried in a greenhouse, using 2.5 dm³ plastic pots filled with an oxisol soil between June and November 2010 in Guarapuava, Paraná state (25°23'36 "S, 51°27'19 " W, 1050 m.a.s.l.).

A soil sample of 20cm depth was used to chemical analysis whose showed the following results: pH (CaCl₂) = 5.1; SOM = 34.9 g dm⁻³; P (Mehlich) = 0.7 mg dm⁻³; K = 0.06 cmol_c dm⁻³; Ca = 0.3 cmol_c dm⁻³; Mg = 0.3 cmol_c dm⁻³; H + Al = 3.01 cmol_c dm⁻³; SB = 0.73 cmol_c dm⁻³; CTC (pH 7) = 3.67.

An experimental design was performed with a factorial arrangement for three K fertilizer sources and six rates from each fertilizer with four replicates. Each replication was composed by the average data of two plastic pots in order to improve the normal results distribution. Sources utilized were potassium sulfate (K₂SO₄), potassium chloride (KCl) and potassium nitrate (KNO₃). Fertilizer rates were as follows: 0; 60; 120; 180; 240 e 300 kg ha⁻¹ of K₂O (0; 0.23; 0.46; 0.69; 0.92 and 1.15 g of K₂O.plant⁻¹). K fertilizer rates were applied as a nutritive solution and parceled in three times: at 10, 60 and 120 dat (days after transplanting).

Basis saturation was enhanced to 80% with the application of slaked lime (Ca(OH)₂). Therefore, was added Ca in form of gypsum (8 g plant⁻¹); Mg in form of magnesium carbonate (MgCO₃) (850 mg plant⁻¹); P in form of triple super phosphate at rate of 3 g. plant⁻¹ at planting and 3 g. plant⁻¹ side dressed 140 dat; and N at planting, in form of urea (NH₄NO₃) diluted in water at rate of 50 mg of pot⁻¹ (22 mg N. plant⁻¹).

As a complement to fertilization, was added Ca and B as foliar application six times in form of CaB 105® (Ca 10% and B 0.5% - concentration of 0.15% and rate of 0.013 ml.plant⁻¹)

Each pot received a strawberry runner of cultivar Camarosa, from Chile, selected according to crown diameter (10 to 12 mm) and root length (approximately 12 cm). Irrigation was performed through drip system, scheduled according to weather and plant growth stage. Phytosanitary control was performed by spraying specific and

registered products to strawberry crop in the state of Parana, Brazil.

Strawberry was harvested for 13 weeks; fruit were picked when the surface was at least 75% dark red. We analyzed the plant yield ($\text{g}\cdot\text{plant}^{-1}$), number of fruits per plant, average fruit weight (g), K leaf concentration ($\text{g}\cdot\text{kg}^{-1}$ of DM), K fruit concentration ($\text{g}\cdot\text{kg}^{-1}$ of DM) and K extraction through fruits. K leaf concentration analysis using the 3rd and 4th newly developed composed leaves, without petiole, from each pot, in a total of four leaves to each treatment. Leaves sampling was at 140 dat, at the end of crop cycle, not at the flowering stage, as indicated by authors. Samples were dried to constant weight in a forced air circulation oven at 65°C and grinded at a “Willey” mill. K determination brought out results in $\text{g}\cdot\text{kg}^{-1}$ of leaves dry matter. The K extraction through fruits was calculated with the sum of extractions for all harvests. It was calculated by multiplying K fruit concentration with its dry matter (DM) from each harvest. This way, obtained the extraction from each harvest.

Results were submitted to normality test and homogeneity of variance. Subsequently, to the analysis of variance by F test with 5% of probability. Average results for “K fertilizer sources” factor, were compared by Tukey’s test ($p < 0.05$) and results for “K fertilizer rate”, were adjusted through polynomial regression method. To evaluate the association degree among traits, were estimated Pearson’s correlation coefficients with significance levels obtained by t-test.

Results

There was no interaction among the factors K fertilizer sources and rates for the evaluated variables. K concentration in fruit and leaves, plant yield, number of fruits per plant, average fruit weight and K extraction by fruits, were influenced by the fertilizer rates. K concentration in strawberry leaves was the only variable affected by K fertilizer sources (Table 1).

Table 1. Analysis of variance to: yield of fruits per plant (Yield), number of fruits per plant (N° fruit.), fruits average weight (Fruit weight), content of leaf K (leaf K), content of fruit K (Fruit K), extraction of K by fruits in mg of k plant^{-1} (K fruit extrac.).

F.V.	Variable response					
	Yield	N° fruit	Fruit avg. weight	Leaf K	Fruit K	K fruit extrac.
	Pr>F					
Source (S)	0.0961 ^{ns}	0.1628 ^{ns}	0.6124 ^{ns}	<0.0001 ^{***}	0.6851 ^{ns}	0.1291 ^{ns}
Rate (R)	<0.0001 ^{***}	0.0001 ^{***}	<0.0001 ^{***}	<0.0001 ^{***}	<0.0001 ^{***}	<0.0001 ^{***}
S x R	0.5710 ^{ns}	0.1650 ^{ns}	0.3077 ^{ns}	0.0949 ^{ns}	0.9885 ^{ns}	0.4356 ^{ns}
CV%	25,93	21,11	15,24	9,14	10,97	27,43

^{ns} not significant; ^{***} significant at less than 0.1% of error probability by F test.

A highest K leaf concentration was obtained with potassium nitrate (KNO_3), $11.70\text{ g}\cdot\text{kg}^{-1}$ of DM, followed by $10.95\text{ g}\cdot\text{kg}^{-1}$ of DM with potassium chloride (KCl) and $10.07\text{ g}\cdot\text{kg}^{-1}$ with potassium sulfate (K_2SO_4) (Table 2).

Table 2. Percent of leaf K and in the fruits of strawberry cv. “Camarosa” in response to sources of potassium fertilizers.

Source	Content of K ($\text{g}\cdot\text{kg}^{-1}$)	
	Leaf	Fruits
K_2SO_4	$10.07 \pm 2.78\text{ c}$	$11.65 \pm 1.98\text{ a}$
KNO_3	$11.70 \pm 3.47\text{ a}$	$11.49 \pm 1.83\text{ a}$
KCl	$10.95 \pm 3.41\text{ b}$	$11.81 \pm 2.03\text{ a}$

Means followed by the same letter in the column do not differ significantly, according to Tukey’s test $p < 0.05$.

K foliar concentration had achieved an increasing according to fertilizer rates (Figure 1).

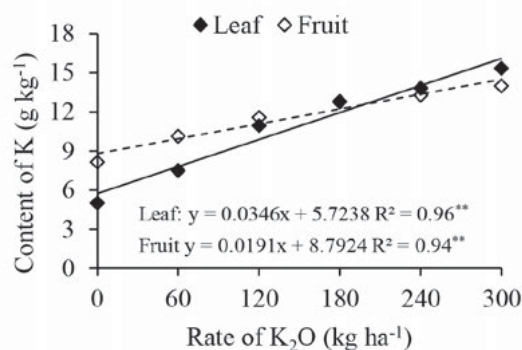


Figure 1. Leaf potassium content and fruit potassium content in strawberry cv. Camarosa ($\text{g}\cdot\text{kg}^{-1}$). ^{**}Significant to 1% of probability.

There was no difference of K fruit concentration between the fertilizers source and the average value was $11.65\text{ g}\cdot\text{kg}^{-1}$ of DM. In relation to fertilizers rates, there was a linear increasing in K fruit concentration according to an increasing fertilization rate (Figure 1), likewise observed for K leaves concentration.

Average fruit production per plants was 260.8 g and there was no difference among K fertilizers sources. In relation to K rates, we observed a greater fruit production when was applied a greater rate of K fertilizer (Figure 2) independent of the origin source.

In this sense, with a rate of $300\text{ kg}\cdot\text{K}_2\text{O}\cdot\text{ha}^{-1}$ was obtained $310.7\text{ g}\cdot\text{plant}^{-1}$. This yield was around 40% bigger than that obtained without K fertilizer. These results confirm the inference that plants respond to K fertilization when soils have low levels of this nutrient, as observed at the soil utilized for this study.

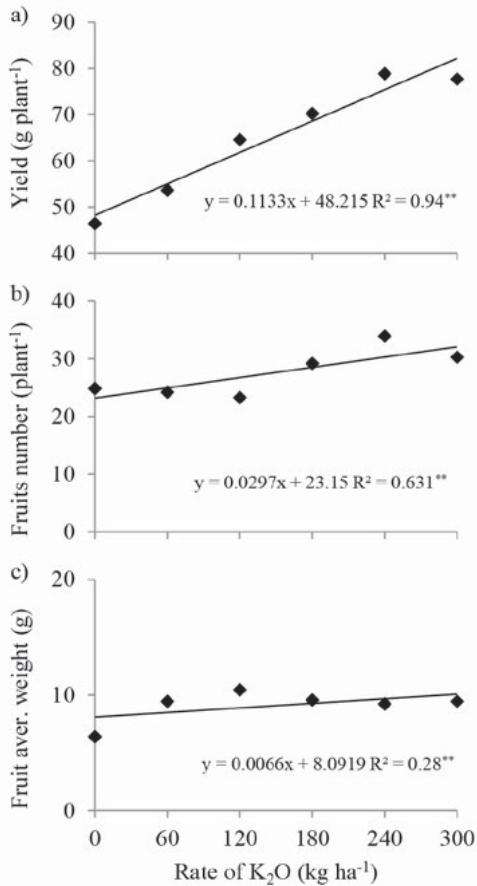


Figure 2. (a)Yield per plant (g plant⁻¹), (b) fruit number per plant, (c) average fruit weight (g) in strawberry cv. Camarosa in response to rates of K₂O (kg ha⁻¹). **Significant to 1% of probability.

There was a linear increasing in the number of strawberry fruits per plant according to an increasing in K fertilizer. The same effect was observed to fruit yield (Figure 3).

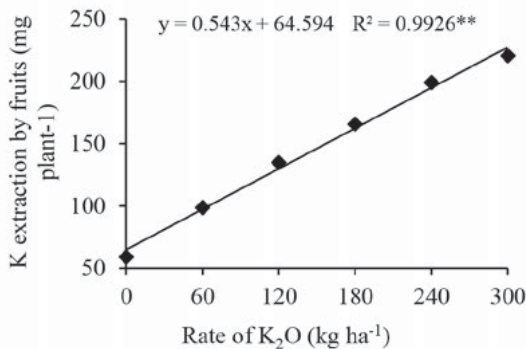


Figure 3. Potassium extraction by fruits (mg planta⁻¹) in strawberry cv. Camarosa in response to rates of K₂O (kg ha⁻¹). **Significant to 1% of probability.

Due to the application of 2 g of SO₄ plant⁻¹ or 1 g of sulfur (S) plant⁻¹ in the source of gypsum at experiment implementation, there was no effect of the S supplied by K₂SO₄. As we observed with N, S content was not crucial to a higher yield because there was no interaction between sources and rates.

Average fruit weight (g) values according to K₂O rates were suited to the quadratic model, where the estimated rate of 183 mg kg⁻¹ resulted a higher value to this variable (10.18 g), independent of the K fertilizer source used (Figure 2). To the different sources, the average values did not differ and the values obtained were 9.27 g; 9.10 g; and 8.87 g, to K₂SO₄, KNO₃ and KCl, respectively.

K fruit concentration positively correlated with K leaf concentration (r = 0.99) (Table 3). Owing to its high K content in leaves, which stimulated an increasing in K content in strawberry fruits.

Table 3. Summary of correlations among measured variables.

Variables	Leaf K content	Fruit K content	Yield per plant	Number of fruits per plant	Fruit average weight
Leaf K content		0.99**	0.98**	0.46 ^{ns}	0.23 ^{ns}
Fruit K content			0.98**	0.06 ^{ns}	0.54 ^{ns}
Yield per plant				0.84 ^{ns}	-0.17 ^{ns}
Number of fruits per plant					-0.67 ^{ns}
Fruit average weight					

** Significant at 1% of probability by t test; ^{ns} not significant.

Discussion

It was observed a greater supplying of nitrogen (N) available to plants fertilized with KNO₃ than those fertilized with KCl and K₂SO₄ probably, explain these results. According to Primavesi, Primavesi, Corrêa, Silva & Cantarella (2006), fertilization with K increases N use efficiency, since K is essential for protein synthesis, stomatal opening and enzyme activation (Marschner, 2012). Due to a greater amount of N available to the synthesis of nitrogen compounds, probably, there was a greater demand of K to participate in these process.

At the treatment without K fertilization, the concentration was 5 g kg⁻¹ of DM, while at rate of 300 kg K₂O ha⁻¹ was 15.35 g kg⁻¹ of DM. However, even at the greater rate (300 kg K₂O ha⁻¹), K concentrations were lower than those considered adequate for strawberry crop (Andriolo, Jänisch, Schmitt, Dal Picio, Cardoso & Erpen, 2010). These authors found that K content in leaves collected at beginning of the flowering

stage, conversely, in this study, were collected at the end of the crop cycle. At the end of crop cycle, K translocation from leaves to fruits may have been greater, which could explain a lower concentration of this nutrient in this study.

When was applied 300 kg K₂O ha⁻¹, average K fruit concentration was 14 g kg⁻¹ of DM, while without fertilization the average concentration was 8.14 g kg⁻¹ of DM.

Rocha, Abreu, Corrêa, Santos & Fonseca (2008), observed concentrations of 8.7, 8.4 e 7.6 g of K kg⁻¹ of DM, respectively. However, in that research they did not used different fertilizer rates and results obtained match to the observed without fertilization, which confirms what we obtained: K fruit concentration increases with application of greater rates of K fertilizer.

These results are comparable in variability to the report by Quaggio, Mattos & Boaretto (2011), who observed that Valência oranges production had achieved an increasing yield according to the K fertilizer rates. This effect was attributed to low level of K in soil. In addition, authors verified that there was no effect of K sources utilized (KCl and K₂SO₄) in fruit production. Other studies also confirmed an increasing in fruit production for banana cv. prata anã (Santos *et al.*, 2009), in apple 'Fuji' (Ernani, Dias & Flore, 2002) with increasing rates of K fertilizer.

Certainly, one of the K positive effects is an increasing in fruit number per plant. Costa, Cecilio, Cavarianni & Barbosa (2004), verified a linear addition of melon fruit set with an increasing of K concentration at nutritive solution. Conversely, Andriolo, Jänisch, Schmitt, Dal Picio, Cardoso & Erpen (2010), verified in a strawberry growing soilless, lower number of fruits per plant at biggest rate of K fertilizer with KNO₃ and monopotassium phosphate (KH₂PO₄). In this case, the authors explain that high doses of K may have induced deficiencies of calcium and magnesium by competitive absorption among these nutrients, leading to a decreasing production and reduced fruit number per plant. In our study, possibly, there was not a competitive relation among these nutrients because even the highest rates of K did not affect the strawberry yield and fruit number per plant.

An increasing in fruit number per plant according to K fertilization, could be related to the reduction of drop fruits because of the peduncles become more resistant. Furthermore, the addition of K to plants results in an increasing of photo-assimilated compounds and, consequently, a bigger mobilization of foliar N in the syntheses of macromolecules that are used in plant growth and in fruit production (Marschner, 2012).

Number of fruits per plant did not differ according to the fertilizer sources and the average result, which was 27.6. Therefore, the element that was supplied with K in the three sources did not interfered this result. N from KNO₃ did not interfered the yield due to the application of 22 mg of N.plant⁻¹ during the experiment implementation. That application supplied the amount of N necessary to strawberry crop. Even N content from different rates of KNO₃, did not contribute to an increasing in fruit yield, which was confirmed by the lack of interaction between sources and rates.

Therefore, average fruit weight was not affected linearly by an increasing in K fertilization as observed with yield and fruit number per plant. It demonstrates that in greater K rates, there is a greater production of smaller fruits, not desirable to in nature trade. According to Kaya, Kirnak, Higgs & Saltali (2002), K rates much greater than the recommended, promote reduction in fruit size and yield of strawberry.

An increasing of average fruit weight through K fertilization, can be attributed to important role of potassium plays in photo-assimilated translocation of leaves to fruits and its role in cell extension (Marschner, 2012).

Similar to our research but without evaluating K fertilization, Radin, Lisboa, Witter, Barni, Reisser, Matzenauer & Fermino (2011), observed the average fruit weight of 11.8 g and 12.6 g to "Camarosa" cultivar. In other studies carried out with this cultivar, were found values of fruit weight, which ranged from 12.79g to 41.53g (Oliveira & Scivittaro, 2006; Oliveira & Scivittaro, 2009; Antunes, Ristow, Krolow, Carpenedo & Reisser, 2010; Resende, Morales, Faria, Rissini, Camargo & Camargo, 2010).

K rates influenced significantly the extraction of this nutrient by fruits, while the sources and the interaction among these factors did not influence. K extraction at treatments with different sources was in average, 146.1 mg of K plant⁻¹. Related to K rates, we verified that K extraction linearly had achieved an increasing in the form of K₂O rates (Figure 3), variating from 58.4 (without K) to 220.3 mg of K plant⁻¹ (K rate of 300 kg.ha⁻¹).

In this study, the greatest extraction value was approximately 220.3 mg K plant⁻¹, found at rate of 300 kg ha⁻¹ of K₂O. This difference can be explained by fruit yield, since we obtained a smaller yield in our study; selected cultivar; crop management and interactions between nutrients in soil and plant (Marschner, 2012).

We also observed a positively correlation between K content in leaves and fruit yield (r = 0.98); and K fruit concentration and yield (r=0.98) (Table

3). K is related to plant photosynthesis because it promotes protein synthesis and activates the necessary enzymes for its operation, regulates the opening and closing of stomata, participates in starch synthesis and participates in the translocation and storage of photo-assimilated (Kaya, Kirnak, Higgs & Saltali, 2002).

Bearing this in mind, potassium supplying increases the plant development and, as consequence, there is an increasing in fruit yield.

Conclusion

A supplying of K by any fertilizer sources provided a greater K concentration and also a greater extraction of this nutrient in strawberry fruits cv. Camarosa. Given these concerns, an increasing in K rate provided an increasing in fruit yield and fruit number per plant. However, after 183 kg ha⁻¹ of K₂O, there is a decreasing in the average fruit weight, which does not justify the utilization of greater rates when the aim is fruit yield in nature trades.

Acknowledgements

Authors would like to thank to Capes for the scholarship concession; CNPq and the Fundação Araucaria for financial support.

References

- Andriolo, J. L., Jänisch, D. I., Schmitt, O. J., Dal Picio, M., Cardoso, F. L. & Erpen, L. (2010). Doses de potássio e cálcio no crescimento da planta, na produção e na qualidade de frutas do morangueiro em cultivo sem solo. *Ciênc Rural*, 40(2), 267-272. <http://dx.doi.org/10.1590/S0103-84782010000200003>
- Antunes, L. E. C., Ristow, N. C., Krolow, A. C. R., Carpenedo, S. & Reisser, J.C. (2010). Yield and quality of strawberry cultivars. *Hortic Bras*, 28(2), 222-226. <http://dx.doi.org/10.1590/S0102-05362010000200015>
- Costa, C. C., Cecilio Filho, A. B., Cavarianni, R. L. & Barbosa, J. C. (2004). Produção do melão rendilhado em função da concentração de potássio na solução nutritiva e do número de frutos por planta. *Hortic Bras*, 22(1), 23-27. <http://dx.doi.org/10.1590/S0102-05362004000100005>
- Ernani, P.R., Dias, J. & Flore, J. A. (2002). Annual additions of potassium to the soil increased apple yield in Brazil. *Commun Soil Sci Plant Analyses*, 33(7-8), 1291-1304. <https://doi.org/10.1081/CSS-120003888>
- Kaya, C., Kirnak, H., Higgs, D. & Saltali, K. (2002). Supplementary calcium enhances plant growth and fruit yield in strawberry cultivars grown at high (NaCl) salinity. *Sci Hortic*, 93(1), 65-74. [https://doi.org/10.1016/S0304-4238\(01\)00313-2](https://doi.org/10.1016/S0304-4238(01)00313-2)
- Marodin, J. C., Resende, J. T. V., Morales, R. G. F., Camargo, C. K., Camargo, L. K. P. & Pavinato, P. S. (2010). Qualidade físico-química de frutos de morangueiro em função da adubação potássica. *Scientia Agraria Paranaensis*, 9(3), 50-57. <http://dx.doi.org/10.1818/sap.v9i3.5260>
- Marschner, P. (2012). Marschner's mineral nutrition of higher plants. 3rd Edition. Academic Press (Eds.), Elsevier, USA. 651p.
- Oliveira, R. P. & Scivittaro, W. B. (2006). Desempenho produtivo de mudas nacionais e importadas de morangueiro. *Revista Brasileira de Fruticultura*, 28(3), 520-522. <http://dx.doi.org/10.1590/S0100-29452006000300040>
- Oliveira, R. P. & Scivittaro, W. B. (2009). Produção de frutos de morango em função de diferentes períodos de vernalização das mudas. *Hortic Bras*, 27(1), 91-95. <http://dx.doi.org/10.1590/S0102-05362009000100018>
- Passos, F.A., Trani, P.E. & Carvalho, C.R.L. (2015). Desempenho agrônomico de genótipos de morangueiro. *Hortic Bras*, 33(2), 267-271. <http://dx.doi.org/10.1590/S0102-053620150000200021>
- Primavesi, A. C., Primavesi, O., Corrêa, L. A., Silva, A. G. & Cantarella, H. (2006). Nutrientes na fitomassa de capim-marandu em função de fontes e doses de nitrogênio. *Ciênc Agrotec*, 30(3), 562-568. <http://dx.doi.org/10.1590/S1413-70542006000300024>
- Quaggio, J. A., Mattos Junior, D. & Boaretto, R. M. (2011). Sources and rates of potassium for sweet orange production. *Sci Agric*, 68(3), 369-375. <http://dx.doi.org/10.1590/S0103-90162011000300015>
- Radin, B., Lisboa, B. B., Witter, S., Barni, V., Reisser, J.C., Matzenauer, R. & Fermino, M. H. (2011). Desempenho de quatro cultivares de morangueiro em duas regiões ecoclimáticas do Rio Grande do Sul. *Hortic Bras*, 29(3), 287-291. <http://dx.doi.org/10.1590/S0102-05362011000300005>
- Resende, J. T. V., Morales, R. G. F., Faria, M. V., Risini, A. L. L., Camargo, L. K. P. & Camargo, C. K. (2010). Produtividade e teor de sólidos solúveis de frutos de cultivares de morangueiro em ambiente protegido. *Hortic Bras*, 28(2), 185-189. <http://dx.doi.org/10.1590/S0102-05362010000200008>
- Rocha, D. A., Abreu, C. M. P., Corrêa, A. D., Santos, C. D., Fonseca, E. W. N. (2008). Análise comparativa de nutrientes funcionais em morangos de diferentes cultivares da região de Lavras-MG. *Rev Bras Frutic*, 30(4), 1124-1128. <http://dx.doi.org/10.1590/S0100-29452008000400046>
- Santos, V. P., Fernandes, P. D., Melo, A. S., Sobral, L. F., Brito, M. E. B., Dantas, J. D. M. & Bonfim, L. V. (2009). Fertirrigação da bananeira cv. Prata-Anã com N e K em um Argissolo Vermelho-Amarelo. *Rev Bras Frutic*, 31(2), 567-573. <http://dx.doi.org/10.1590/S0100-29452009000200035>
- Tagliavini, M., Baldi, E., Lucchi, P., Antonelli, M., Sorrenti, G., Baruzzi, G. & Faedi, W. (2005). Dynamics of nutrients uptake by strawberry plants (*Fragaria x ananassa* Duch.) grown in soil and soilless culture. *Eur J Agron*, 23(1), 15-25. <https://doi.org/10.1016/j.eja.2004.09.002>
- Trevisan, R., Herter, F. G., Coutinho, E. F., Gonçalves, E. D., Silveira, C. A. P. & Freire, C. J. S. (2006). Uso de poda verde, plásticos refletivos, antitranspirante e potássio na produção de pêssegos. *Pesq Agropec Bras*, 41(10), 1485-1490. <http://dx.doi.org/10.1590/S0100-204X2006001000005>